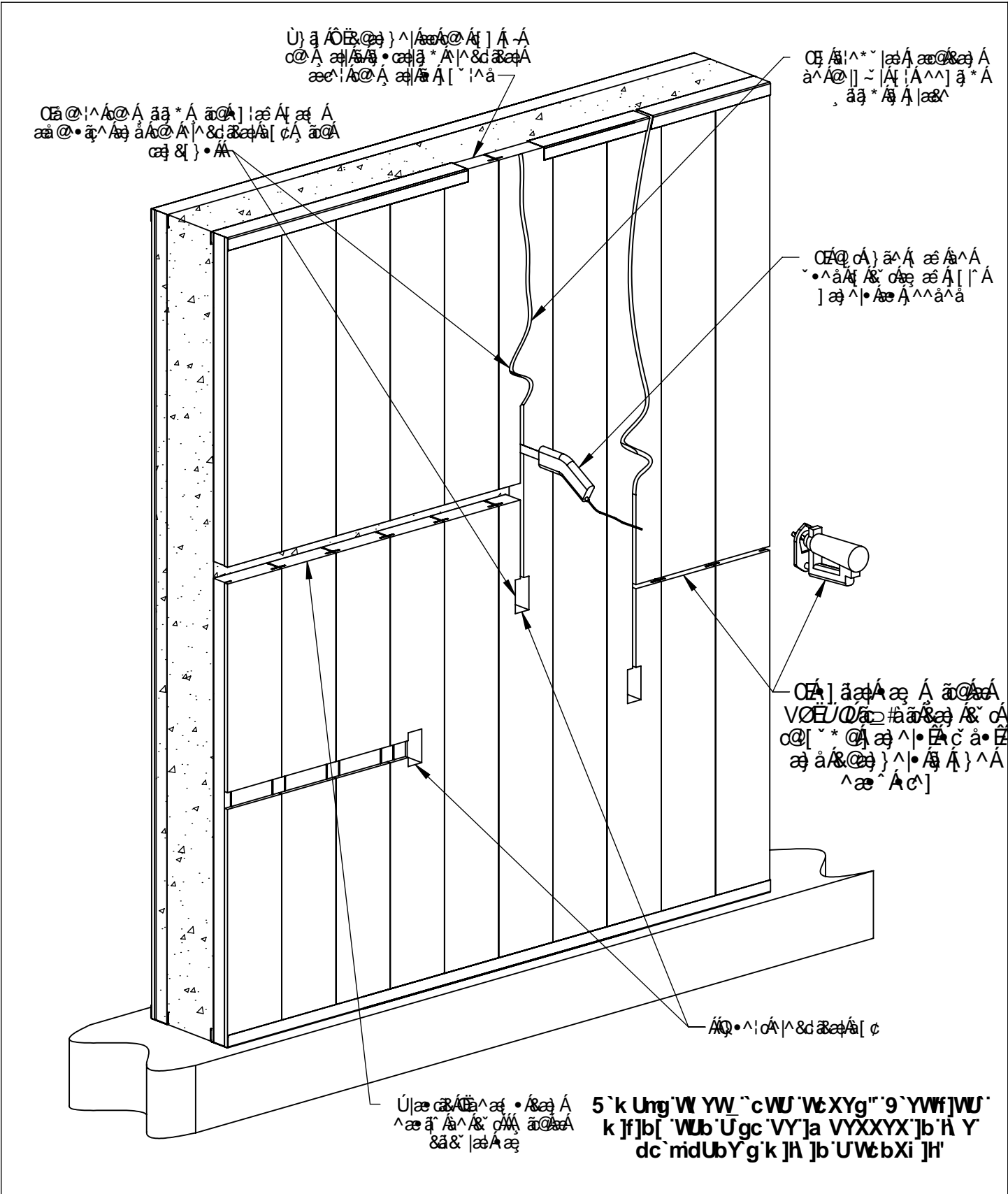


Section 7

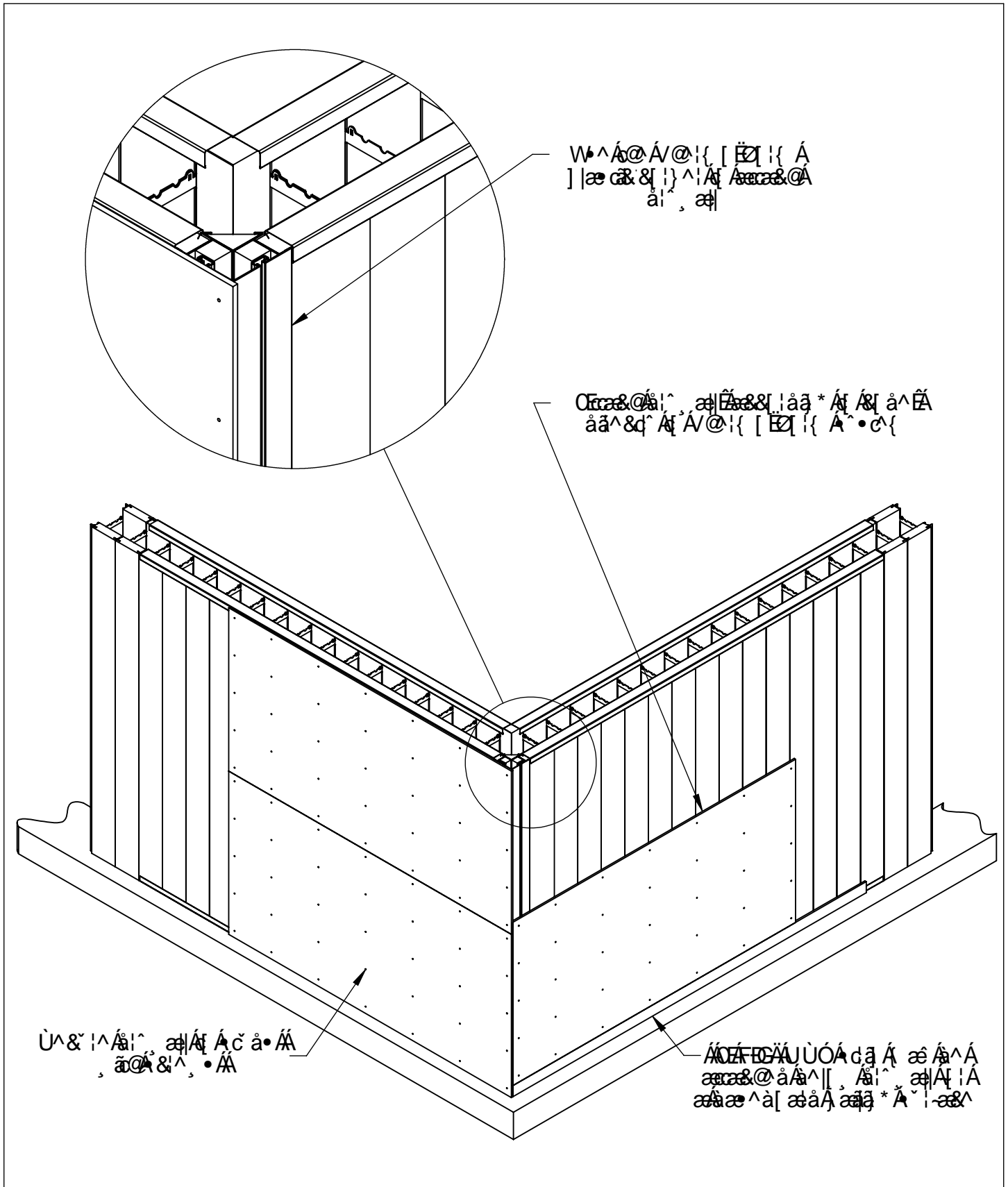
Subcontractors



Gngvtkecn'Kpuvcn'vqp

VHHqto kpi "U{ ugo u."Kpe0
 : 22/582/6856
 y y y OVHU{ ugo Oqo

F cyg<84: 14232



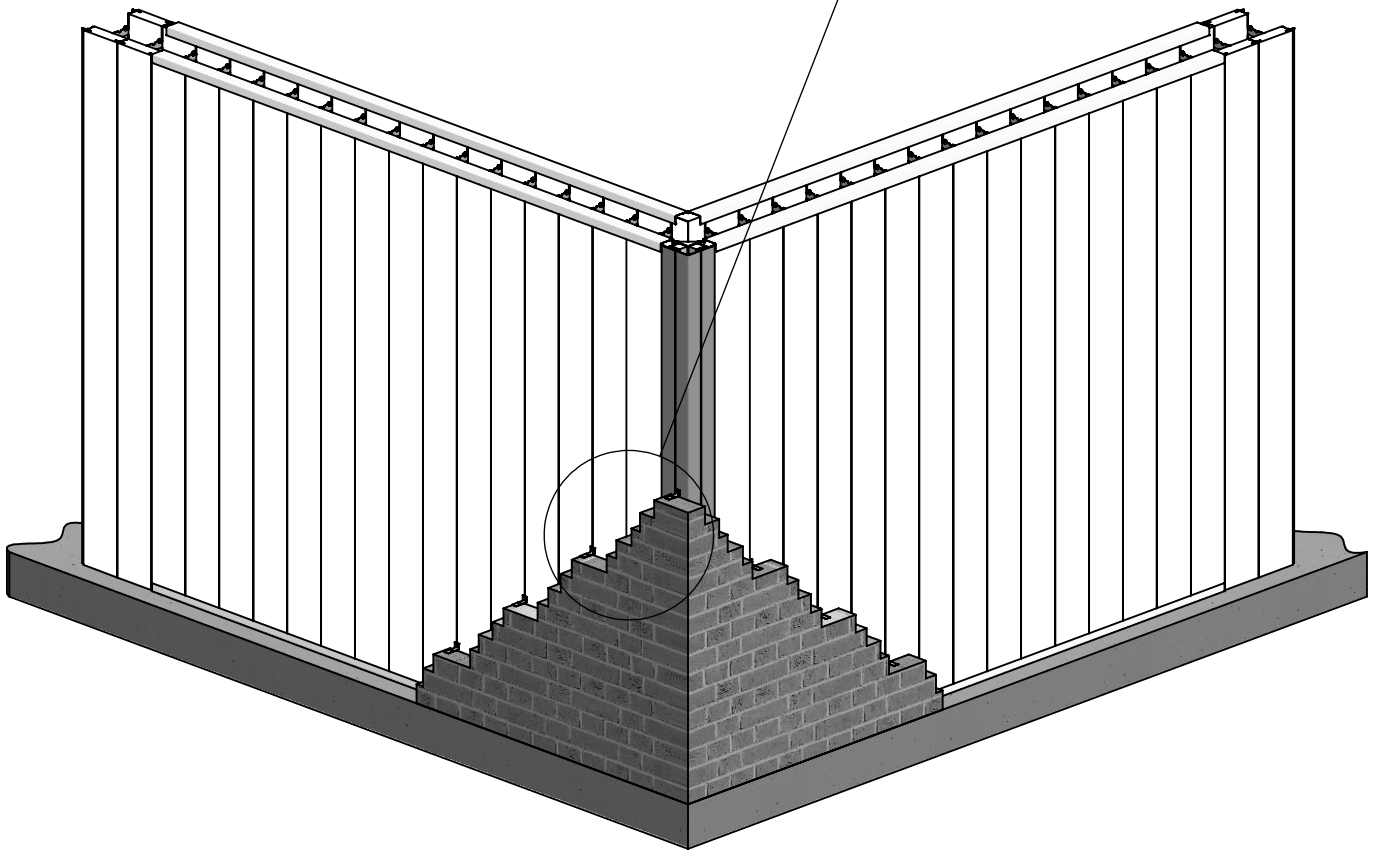
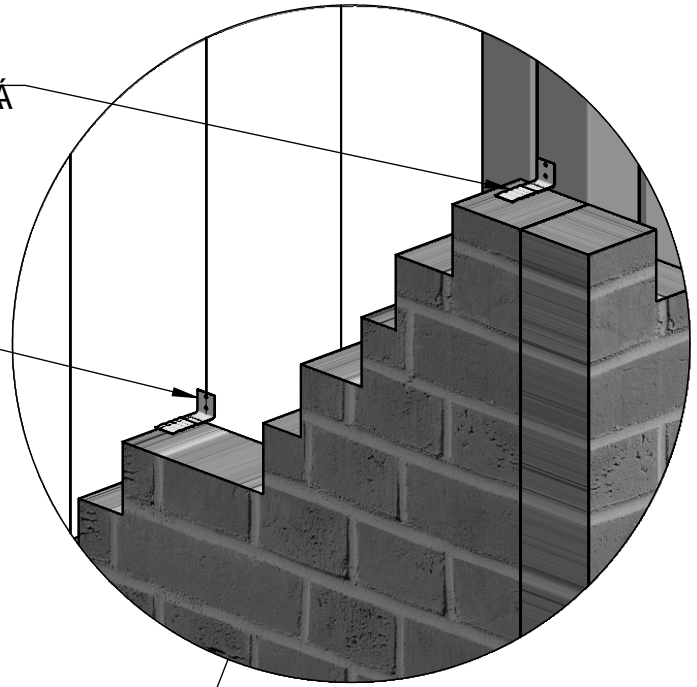
Cwcejkłpi "F t { y cm

VHHqto kpi "U{ ugo u. "kpe0
: 22/582/6856
y y y OVHU{ ugo Qqo

F cyg<84: 4232

ÄÜ&^ Äi&ÄÄ•Ä Ä@ÄÄ
V@i{ [Ä] i{ 'd'Ug]W& i}^iÄ

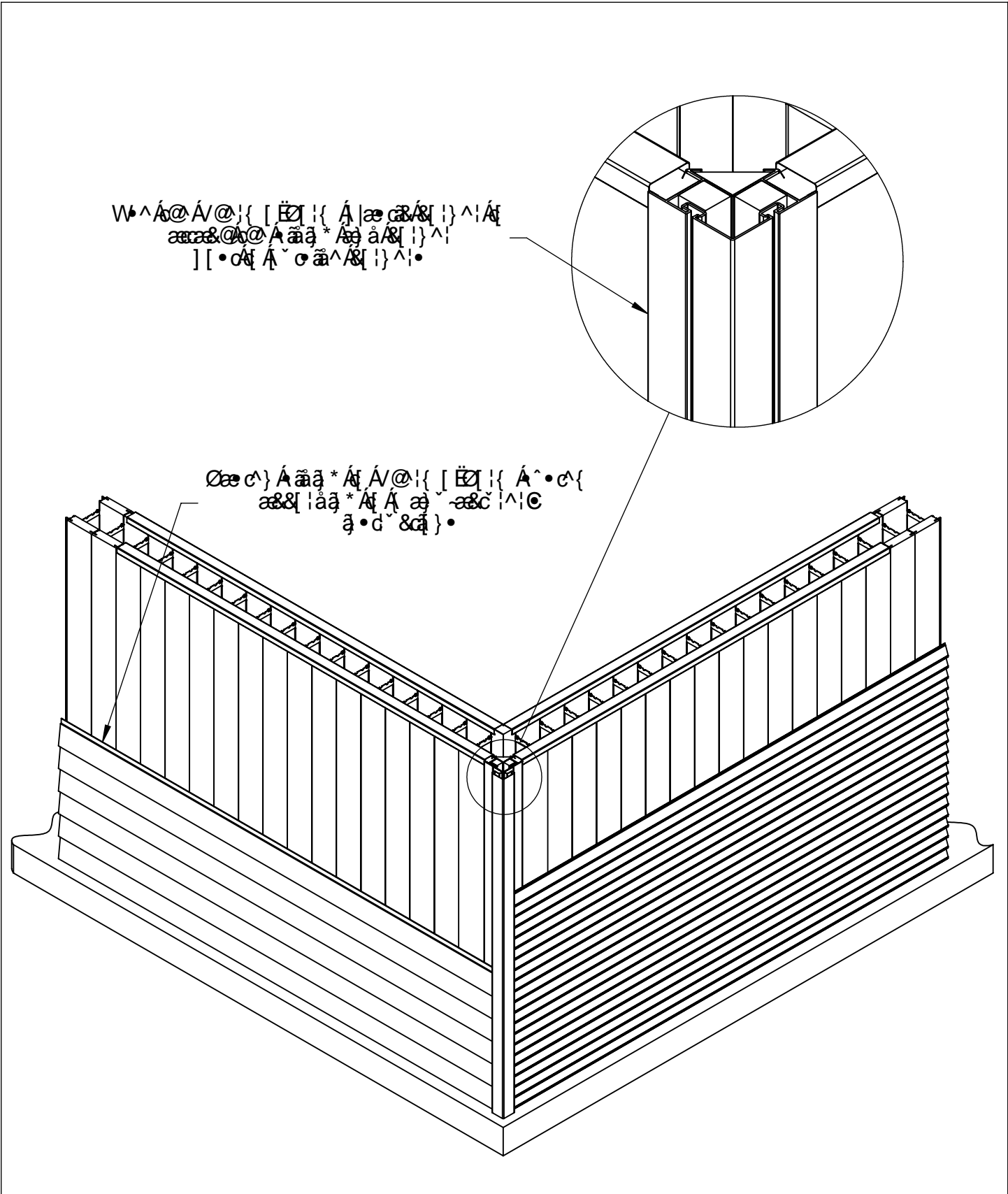
Ó&ÄÄ•ÄÄÄ^Ä&^ ^äÄ
ää^&q^ Ä Ä@i{ [Ä] i{ 'Äc ä•



Cwcej kpi 'Dtkem

VHqto kpi 'U{ ugo u.'kpe0
: 22/582/6856
y y y ØVHU{ ugo Öqo

F cvg<84: 4232



Cwcej kpi 'Ukf kpi

VHHqto kpi 'U{ ugo u.'kpe0
: 22/582/6856
y y y OVHU{ ugo Qeqo

F cyg<84: 4232

About This Manual

This manual is intended to assist the contractor by illustrating techniques commonly used to erect walls using TF Forming Systems, Inc. Thermo-Form Insulated Concrete Forms. A basic knowledge of construction terms and skills as well as concrete pouring techniques will help to ensure a successful project. Project specifications must meet or exceed local, state, and national codes and/or regulations.

Disclaimer

This publication is offered as a convenience to Thermo-Form users. The ideas and guidelines contained within this manual are those of the designers of the Thermo-Form System. All statements, drawings, and pictures are based upon experience and observation and do not replace professional opinion or governmental regulations. This manual does not create or provide any expressed or implied warranty to the reader. Due to differing conditions, tools, and individual skills, TF Forming Systems, Inc. - The Vertical ICF, Inc. and the designers of the Thermo-Form system assume no responsibility for errors or omissions and reserve the right to make changes to both this publication and disclaimer without notice. All information made available by TF Forming Systems, Inc. - The Vertical ICF, Inc. neither endorses other products nor makes any warranties, representations, or guarantees concerning the safety or effectiveness of the products, techniques, or concepts discussed, illustrated, demonstrated, or described in this manual. Before beginning any project, review the plans and instructions carefully, and if any doubts or questions remain, consult local experts or authorities. Because local codes and regulations vary greatly, you should always check with authorities to ensure that your project complies with all applicable local codes and regulations. Always read and observe all the safety precautions provided by any tool or equipment manufacturers and follow all accepted safety procedures. You may reproduce pages of this manual, without alteration, for your own personal use and for non-commercial distribution. TF Forming Systems, Inc. - The Vertical ICF, Inc. requires written permission to reproduce materials for commercial distribution or other non-personal use. To receive written permission to reproduce this manual, either in parts or in its entirety, or to receive a copy of the TF Forming Systems, Inc. warranty and damages document, write to:

TF Forming Systems, Inc. - The Vertical ICF, Inc.
3030C Holmgren Way
Green Bay, WI 54304 USA



F kuercko gt

VHHqto kpi "U{ ugo u."Kpe0
: 22/582/6856
y y y 0VHU{ ugo 0eqo

F cyg<3 B5 4232

Manual update: Feb. 13, 2012